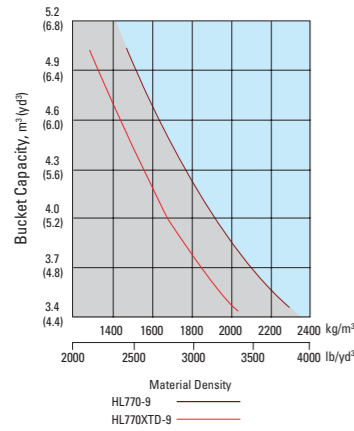


BUCKET SELECTION GUIDE



SUPPLEMENTAL SPECIFICATIONS

Description	Change in operating weight kg(lb)	Change in static tipping load-straight kg(lb)	Change in static tipping load-40° turn kg(lb)
23.5-25 20PR L3	-472 (-1041)	-350 (-770)	-310 (-680)
26.5-25 28PR L3	-4 (-9)	-3 (-7)	-2 (-4)
26.5-25 32PR L3	+164 (+362)	+120 (+265)	+110 (+240)
26.5 R25 XHA*	+108 (+238)	+80 (+175)	+70 (+155)

STANDARD EQUIPMENT

Electrical system

- Alternator, 70A
- Alarms, audible and visual
 - air filter clogging
 - transmission error
 - alternator voltage
 - brake oil pressure
 - engine oil pressure
 - parking brake
 - fuel level
 - hydraulic oil temperature
 - coolant temperature
 - service brake oil pressure
- Alarm, back-up
- Batteries, 1000 CCA, 12V, (2)
- Gauges
 - engine coolant temperature
 - fuel level
 - hydraulic oil temperature
 - speedometer
 - transmission oil temperature
 - voltmeter
- Horn, electric
- Indicator lights
 - clutch cut-off
 - high beam
 - turn signal
- LCD Display
 - clock and fault code
 - operating hour counter
 - engine rpm
 - transmission gear range indicator
- Lighting system
 - 1 LED dome lights
 - 2 stop and tail lights
 - 4 turn signals
 - brake lights(counterweight)
 - 2 head lights on front tower
 - 2 working lights on front roof
 - 2 working lights on grill
- Switches
 - clutch cut-off
 - hazard
 - Ignition key, start/stop switch
 - main light (illumination and head light)
 - parking
 - rear wiper & washer
 - work light
 - battery master switch
 - pilot cut-off
- Starter, electric
- Starting and charging system(24-volt)
- Cab**
 - Cab, ROPS/FOPS (sound suppressed and pressurized) with :
 - cigar lighter & ashtray
 - coat hook

- Automatic climate control
 - air conditioner & heater
 - defroster
 - intermittent wiper and washer, front and rear
- Personal storage space
 - console box
 - holder, can and cup
- Rear view mirrors (1 inside)
- Rear view mirrors (2 outside)
- 2" retractable seat belt & adjustable suspension seat with armrests
- Steering column, tilt and telescopic
- Steering wheel with knob
- Roller type sunshade (front window)
- Tinted safety glass
- Two door cab
- Magazine pocket
- Pedals
 - one accelerator pedal
 - one brake pedal
- Radio / USB player
- Rubber floor mat
- Wrist rest

Engine

- Antifreeze
- HYUNDAI HE 8.9
 - Low Emission Diesel, Tier3
- Engine enclosure, lockable

- Engine fuel priming pump(Electric)
- 3 operating mode (power / standard / econo)
- Fan guard
- Fuel/water separator
- Fuel warmer
- Muffler, under hood with large exhaust stack
- Rain cap, engine air intake
- Radiator
- Starting aid (air intake heater)
- Water sensor on fuel filter

Power Train

- Brakes : Service, enclosed wet-disc
- Parking brake
- Torque converter
- Transmission, computer-controlled, electronic soft shift, auto-shift and kick down-shift features included
- Transmission oil cooler

Hydraulics

- Boom kickout, automatic
- Bucket positioner, automatic
- Diagnostic pressure taps
- Hydraulic oil cooler
- Hydraulic system,
 - 2 spool, single lever, pilot control for boom and bucket actuation
- Steering, load-sensing

- Remote cooling fan, hydraulically-driven, temperature sensing type

Others

- Articulation locking bar
- Coolant level sight gauge
- Counterweight
- Door and cab locks, one key
- Doors, service access (locking)
- Drawbar with pin
- Engine oil level dipstick gauge
- Ergonomically located and slip resistant, left & right
 - handrails
 - ladders
 - platforms
 - steps
- Fenders (front / rear)
- Guard, bucket cylinder rod
- Hydraulic oil level sight gauge
- License plate bracket
- Lift and tie-down hooks
- Loader linkage, sealed Z-Bar design
- Steering stops, cushioned
- Tires (26.5-25, 20PR,L3)
- Transmission oil sight level
- Vandalism protection caplocks

OPTIONAL EQUIPMENT

- 24-volt to 12-volt DC converter
- 3 Spool
- Climate control
 - air conditioner only
 - heater only
- Beacon light, rotating
- Auxiliary, 2 working lights on front roof (Xenon working lights)
- Auxiliary, 2 working lights on rear roof
- Cutting edge, bolt-on type
- Dual brake pedal
- Secondary steering system
- Fire extinguisher
- High lift arrangement with additional counterweight, 490kg (1,080 lb)
- Hydraulic control, 2 lever
- Hydraulic control, 3 lever
- 3rd spool for auxiliary function
- Joystick with travel switch (FNR)
- Mud guard
- Operator suit
- Pallet forks
- Heated rear view mirrors (2 outside)
- Reversible cooling fan
- Ride control system
- Seat
 - 2" static seat belt & adjustable mechanical suspension (vinyl)
 - 3" static seat belt & adjustable mechanical suspension
 - 2" retractable seat belt & adjustable air suspension (heated)
- Tires :
 - 23.5 - 25, 20PR, L3
 - 26.5 - 25, 28PR, L3
 - 26.5 - 25, 32PR, L3
 - 26.5 - 25, 20PR, L5
 - 26.5 R25 XHA*
- Tool kit
- Tooth, 1 piece, bolt-on type
- Tooth, 2 pieces, bolt-on type
- Wheel chock
- Pre-cleaner, engine air intake
- Joystick-steering
- Roller type sunshade (rear window)
- License plate & lamp
- Hi-Mate (Remote Management System)
- Rearview camera
- Limited slip differential
- Axle cooling system (front)

Standard and optional equipment may vary. Contact your Hyundai dealer for more information. The machine may vary according to International standards. All imperial measurements rounded off to the nearest pound or inch.

PLEASE CONTACT

HYUNDAI CONSTRUCTION EQUIPMENT

Head Office (Sales office)

First tower, 55, Bundang-ro, Bundang-gu, Seongnam-si, Gyeonggi-do, Korea

MOVING YOU FURTHER

HL770-9

With Tier 3 Engine installed



*Photo may include optional equipment.

Pride at Work

Hyundai Construction Equipment strives to build state-of-the-art earthmoving equipment to give every operator maximum performance, more precision, versatile machine preferences, and proven quality. Take pride in your work with Hyundai!



HL770-9

Machine Walk-Around

Reliable Main Components

Engine Technology

Proven, reliable, fuel efficient, low noise HYUNDAI HE 8.9 engine.
Electronically controlled for optimum fuel to air ratio and clean, efficient combustion.
HPCR(High Pressure Common Rail) fuel system / Self-diagnostic system.
3 engine modes, P (Power), S (Standard), E (Economy) for full power or reduced fuel consumption according to operator preference.

Fully Automatic Transmission

4 step(Manual / Light / Normal / Heavy) shift mode by working condition
Protective transmission at low temperature(Automatic warm-up system)
Self-diagnostic & Memory of malfunction history
Minimum travel shift shock by applying proportional controlling modulation valve / Self adjusting Clutch gap
Kick-down button & FNR switch for operating comfort

Axle

Hydraulically lockable front differential front for easy driving on variable ground condition self-adjusting & wheel speed brake.

Improved Durability

Load sensing hydraulic system with variable displacement piston pump and closed-center MCV (main control valve).
Long-life cooling system, designed for additional durability, resistant to thermal shock, impulse and vibration.
Redesigned steering cylinder lug and bucket link, now cast steel for additional strength and reliability.

Enhanced Operator Comfort

Improved Visibility

Larger operator's cab for additional comfort.
Redesigned cab with rounded front glass and larger door glass for a larger field of view.

Improved Convenience

Increased cooling & heating capacity with fully automatic climate control system.
Tilting & telescopic steering column.
Adjustable wrist rest for reduced operating stress.
Multiple storage compartments.
AM/FM Radio with MP3 interface and USB input and bluetooth hands-free.
Improved ladder with 20 Degree incline and large, deep tread, aluminum cast steps for safer access and exit from the cab.

Advanced 5.7" Color Monitor

Easy-to-read new color LCD display.
Auto boom kick out and bucket positioner - fully adjustable from within the cab.
Integrated load weighing system, viewable through the monitor, for improved work efficiency and overload prevention.
Self diagnostic & monitoring system with active display of engine, hydraulic system, transmission and electrical component information.
Color, rear-view, back-up camera for improved safety and convenience.

Serviceability

Reversible, swing-out, cooling fan for easy service and improved cooler maintenance.
Ground level access to critical service points, filters and sight gauges for easy maintenance.
Long life hydraulic filter and oil for reduced operating costs.

Operator Comfort

Operating a 9 series wheel loader is unique to every operator. Operators can fully customize their work environment and operating preferences to fit their individual needs.



*Photo may include optional equipment.



Wide and Convenient Cab

The newly designed cabin was conceived for more space, a wider field of view and operator comfort. The front windshield is rounded and 17% wider than the previous 7A series. Special attention was given to a clean, open and convenient interior with plenty of visibility on the machine surroundings and the job at hand. This well balanced combination of cab ergonomics puts the operator in the perfect position to work safely and securely. The 9 series cab's fully automatic climate control system features 11 air vents and increased cooling and heating capacity for optimum temperature control. The defroster vents located on the front and rear windows and a PTC (electric pre-heater) make working in cold weather more hospitable.

Operator Comfort

In the 9 series cabin you can easily adjust the steering column and wrist rest to best suit your preferred comfort level. Pilot-operated joystick controls are easy and comfortable to operate. An FNR (Forward/Neutral/Reverse) switch on the control lever facilitates easy selection of travel direction. Roller type sunshades on the front window and rear window allow the operator to reduce glare and improve visibility. Heated side mirrors feature built-in hot wires for quick defrosting during cold weather conditions.



Tilting / telescopic steering column

Reduced Stress


Work is stressful enough. Your work environment should be stress free. Hyundai's 9 series cabin offers lots of amenities, additional space and a comfortable seat to minimize stress to the operator. A powerful climate control system provides the operator with optimum air temperature. An advanced audio system with AM/FM stereo with MP3 interface and USB input, plus remotely located controls is perfect for listening to music favorites.

Advanced Color Monitor



The advanced new monitor with 5.7 inch wide color LCD screen allows the operator to easily and efficiently control the machine. The operator can adjust boom kick-out and bucket position via switches overhead while monitoring the adjustment settings through the monitor. An integrated load weighing system that contributes to improved work efficiency, can also be viewed through the monitor. Self diagnostics, color rear-view camera maintenance check lists and start-up machine security, were integrated into the monitor to make the machine more versatile and the operator more productive. The new monitor display unit is mounted on an adjustable swivel mount to reduce glare and position according to operator preference.

Monitor Tilt Range



Precision & Performance

Innovative hydraulic system technologies make the 9 series excavator fast, smooth and easy to control. 9 series is designed for maximum performance to keep the operator working productively.



Improved Durability & Reliability




An enhanced axle improves driving over variable ground conditions. Self adjusting brakes that automatically regulate disc clearance, reduce service time and improve brake reliability and performance. The new load sensing hydraulic system with a variable volume piston pump and closed center main control valve, provide efficient hydraulic power and additional energy savings. Service and clean-out are easier on the 9 series, now equipped with a completely redesigned, parallel-mounted, cooler configuration and non louvered fins to prevent clogging. All coolers are designed with aluminum bar plate configuration and undergo strict factory tests for thermal shock, impulse and vibration to assure long term durability. Top mounted non-louvered aluminum air condenser and variable displacement A/C compressor are designed for maximum cooling capacity, energy savings and easy clean-out. Additionally, the redesigned steering cylinder lug and bucket link, are now cast steel for additional strength and reliability.

Variable Operating Modes



9 series wheel loaders are designed to allow the operator to customize the machine's engine power, automatic transmission shift timing and clutch cut-off activation based on the job condition and personal operator preference. Convenient rotary type switches allow for easy adjustment of engine power mode, transmission power shift mode, and clutch cut-off mode. Additionally, if equipped with the optional ride control system, the operator has the option to turn the system on or off with an overhead switch. The ride control system has a shock absorbing accumulator that cushions the boom, improves operator comfort and reduces material loss. The versatility of the 9 series operating modes contributes to improved productivity, enhanced operator comfort and reduced fuel consumption.



3 Mode Engine Power Selection
 P(Power) Mode : Heavy duty work
 S(Standard) Mode : General work
 E(Economy) Mode : Light duty work

4 Mode Transmission Power Shift System
 M(Manual) Mode
 Auto L(Light) Mode : Light duty & long distance carry
 Auto N(Normal) Mode : General excavating & loading
 Auto H(Heavy) Mode : Heavy duty excavating & loading

3 Mode Clutch Cut-Off System
 L(Low) Mode : Short distance & faster loading
 M(Medium) Mode : General loading
 H(High) Mode : Slope ground



Eco-friendly HYUNDAI HE 8.9 Engine

The HYUNDAI HE8.9 electronic control engine combines full authority electronic controls with the reliable performance. The combination of high pressure common rail system and advanced in-cylinder combustion technology results in increased power, improved transient response and reduced fuel consumption. And HYUNDAI HE8.9 uses advanced electronics controls to meet the emission standards (EPA Tier3, EU Stage III-A)



Fully Automatic Transmission

Fully automatic transmission designed for maximum durability, Minimum power loss, improved travel speed and low noise. Improved clutch control and minimized shifting shock when traveling, contribute to a smoother ride. Error messages and transmission fault history are recorded and accessible through the monitor.

*Photo may include optional equipment.

Profitability

9 series is designed to maximize profitability through improved efficiencies, enhanced service features and longer life components.



Hi-MATE (Remote Management System)

Hi-MATE, Hyundai's proprietary remote management system, provides operators and dealer service personnel access to vital service and diagnostic information on the machine from any computer with internet access. Users can pinpoint machine location using digital mapping and set machine work boundaries, reducing the need for multiple service calls. Hi-MATE saves time and money for the owner and dealer by promoting preventative maintenance and reducing machine downtime.



Remote-mounted Cooling Fan

The remote mounted, hydraulically powered cooling fan regulates fan speed according to working temperatures for coolant, intake air, transmission oil and hydraulic oil. This new fan design contributes to reduced fuel consumption and machine noise. The fan is designed to auto reverse periodically or manually reverse to keep debris from accumulating on the coolers.



Easy Access

The engine fan is integrated into the rear door which swings open to over 45 degrees for easy access and regular maintenance. Conveniently located coolant and transmission oil site gauges make checking fluid levels fast and efficient. Ground-line access to fuel and oil filters grease fittings, fuses, machine computer components and wide open compartments makes service more convenient on the 9 series.



Full Fenders and Mud Guards (Option)

9 series wheel loaders can be equipped with optional full rear fenders and front and rear mud flaps to reduce material splatter to the cab and machine frame.



Hydraulic filter
(1,000 hr)



Hydraulic Oil
(5,000 hr)

Extended Life Components

The 9 series is designed for longer lubrication intervals and extended component life. Long life hydraulic filters now have 1,000 hours service intervals and Hyundai certified hydraulic oil can last up to 5,000 hours before changing. Also, a new center pivot roller bearing design, now double tapered, requires less maintenance as well. Long life and extended wear components save the operator time and money.

*Photo may include optional equipment.

Specifications & Dimensions

ENGINE

Maker/Model	HYUNDAI IHE 8.9
Type	Watercooled, 4-cycle, turbocharged, charge aircooled direct injection, electronic controlled diesel engine
Gross power	280HP(209 kW) / 2,000rpm
Net power	277HP(207 kW) / 2,000rpm
Max. power	310HP(231 kW) / 1,600~1,700rpm
Maximum torque	148kg.m(1,070 lb.ft) / 1,400rpm
No. of cylinders	6
Bore x Stroke	114 mm (4.5") x 145 mm (5.7")
Displacement	8.9 l (543 cu in)
Compression ratio	17.8 : 1
Air cleaner	Dry, two stage dual elements
Alternator	24V, 70 Amp
Battery	2 x 12V, 160 Ah.
Starting motor	24V, 7.5 kW

※ No derating for continuous operating required up to 1,829m (6,000ft). This engine meets the EPA(Tier III) / EU(Stage III-A) Emission regulation.

TRANSMISSION

Torque converter type	3-elements, single-stage single-phase
Tire	26.5-25, L3

※ Full automatic power shift, countershaft type with soft-shift in range and direction. Properly matched torque converter to engine and transmission for excellent working ability

Travel speed		km/h (mph)
Forward	1st	6.9(4.3)
	2nd	12.3(7.6)
	3rd	26.9(16.7)
	4th	41.0(25.5)
Reverse	1st	6.9(4.3)
	2nd	12.3(7.6)
	3rd	26.9(16.7)

AXLES

Drive system	Four-wheel drive system
Mount	Rigid front axle and oscillating rear axle
Rear axle oscillation	± 11° (total 22°)
Hub reduction	Planetary reduction at wheel end
Differential	Conventional
Reduction ratio	23.334

HYDRAULIC SYSTEM

Type	Load sensing hydraulic system	
Pump	Variable axial piston pump, 359 liters/min 94.8 gal/min	
Control valve	2 Spool (Bucket, Boom) 3 Spool (Bucket, Boom, Aux) Pilot pressure controlled type	
System pressure	280 kgf/cm ² (3,982 psi)	
Bucket Controls	Type	Pilot operated lift and tilt circuit, single-lever(joystick) control standard.
	Lift Circuit	The valve has four functions ; raise, hold, lower and float. Can adjust automatic kickout from horizontal to full lift.
	Tilt Circuit	The valve has three functions ; tilt back, hold and dump. Can adjust automatic bucket positioner to desired load angle.
Cylinder	Type : Double acting No. of cylinders-bore x stroke; Lift 2-160 mm(6.2") x 765 mm(30.1") Tilt 1-180 mm(7.0") x 570 mm(22.4")	
Cycle Time	Raise : 5.4 sec Dump : 1.3 sec Lower : 2.8 sec Total : 9.5 sec	

AIR CONDITIONING SYSTEM

The air condition system for the machine contains the fluorinated greenhouse gas with global warming potential of R134a. (Global Warming Potential : 1430)
The system hold 0.85kg refrigerant consisting of a CO₂ equivalent 1.22kg metric tonne. For more information, Please refer to the manual

BRAKES

Service Brakes	Hydraulically actuated, wet disc brakes actuate all 4 wheels independent axle-by-axle system. Self adjusting & wheel speed brake.
Parking Brake	Spring-applied, hydraulically released brake
Emergency Brake	When brake oil pressure drops, indicator light alerts operator and parking brake automatically applies.

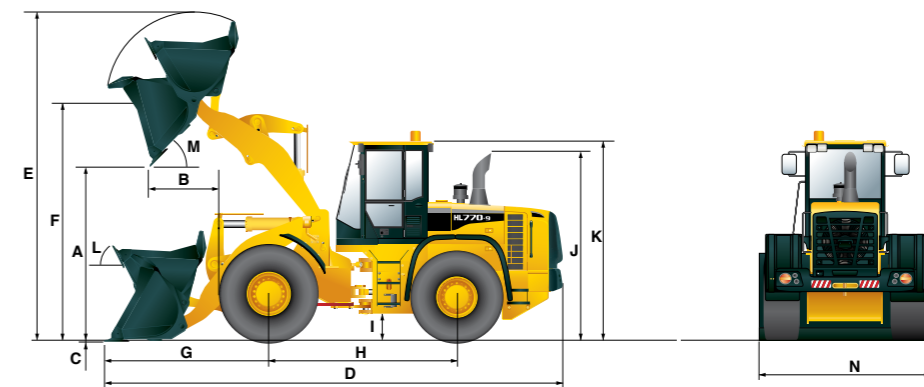
SERVICE REFILL CAPACITIES

Fuel tank	390 liters (103 USgal)
Cooling system	56 liters (14.8 USgal)
Crankcase	23 liters (6.1 USgal)
Transmission	43 liters (11.4 USgal)

OVERVIEW

Description	UNIT	HL770-9	HL770XTD-9
Operating weight	kg (lb)	23,100 (50,930)	23,850 (52,580)
Bucket capacity	Heaped	m ³ (yd ³) 4.2 (5.5)	4.2 (5.5)
	Struck	m ³ (yd ³) 3.6 (4.7)	3.6 (4.7)
Breakout force-bucket	kg (lb)	21,740 (47,930)	21,390 (47,160)
Tipping load	Straight	kg (lb) 17,620 (38,850)	15,870 (34,990)
	Full turn	kg (lb) 15,290 (33,710)	13,440 (29,630)

DIMENSIONS



Description	UNIT	HL770-9	HL770XTD-9
Bucket Type	General purpose bolt-on cutting edge		
A. Dumping clearance at max. height and 45° dump angle.	mm (ft-in)	3,090 (10' 2")	3,540 (11' 7")
B. Reach	Full lift	mm (ft-in) 1,215 (4')	1,295 (4' 3")
	7ft height	mm (ft-in) 1,920 (6' 4")	2,275 (7' 6")
C. Digging depth	mm (in)	100 (3.9")	130 (5.1")
D. Overall length	on ground	mm (ft-in) 8,700 (28' 7")	9,175 (30' 1")
	at carry	mm (ft-in) 8,590 (28' 2")	9,075 (29' 9")
E. Overall height (fully raised)	mm (ft-in)	5,890 (19' 4")	6,340 (20' 10")
F. Bucket pivot max. height	mm (ft-in)	4,310 (14' 2")	4,760 (15' 7")

STEERING SYSTEM

Type	Load sensing hydrostatic articulated steering	
Pump	Piston pump, 231 liters/min (61.0 gal/min)	
Relief Valve Setting	210 kg/cm ² (2,990 psi)	
Cylinder	Type	Double acting
	Bore x Stroke	95mm(3.7") x 480mm(18.9")
Steering Angle	40°(each direction)	

Features
- Center-point frame articulation.
- Tilt and telescopic steering column.

Front axle	51 liters (13.5 USgal)
Rear axle	40 liters (10.6 USgal)
Hydraulic tank	200 liters (52.8 USgal)
Hydraulic system (including tank)	292 liters (77.1 USgal)

TIRES

Type	Tubeless, loader design tires
Standard	26.5-25, 20 PR, L3
Options include	26.5 R25 XHA* 26.5-25, 28 PR, L3 26.5-25, 32 PR, L3 23.5-25, 20 PR, L3 26.5-25, 20 PR, L5

Description	UNIT	HL770-9	HL770XTD-9
G. Front overhang	mm (ft-in)	2,990 (9' 10")	3,400 (11' 2")
H. Wheelbase	mm (ft-in)	3,500 (11' 6")	3,500 (11' 6")
I. Ground clearance	mm (ft-in)	480 (1' 7")	480 (1' 7")
J. Height over exhaust	mm (ft-in)	3,150 (10' 4")	3,150 (10' 4")
K. Height over cab	mm (ft-in)	3,560 (11' 8")	3,560 (11' 8")
L. Roll-back angle (on ground/at carry)	deg	44 / 49	44 / 50
M. Dump angle	deg	48	48
Clearance circle	mm (ft-in)	13,990 (45' 11")	14,360 (47' 1")
N. Overall width	with bucket	mm (ft-in) 3,100 (10' 2")	3,100 (10' 2")
	without bucket	mm (ft-in) 2,975 (9' 9")	2,975 (9' 9")